



FORT  
WHEELBARROWS  
CONCRETE MIXERS  
CONSTRUCTION  
EQUIPMENT

# Altrad Fort wheelbarrow BOXER 90 v2.0

Renewed with galvanized steel connectors, for an extra strong frame construction. Universal wheelbarrow of 90 liters. Ideal for garden, hobby and light construction work. Supplied disassembled in a box, easy to assemble. Especially for sales through web shops.



**NEW STRONG CONNECTION,  
COMPARABLE TO REGULAR  
WHEELBARROWS**

**IMPROVED!**



## Features & technical specifications

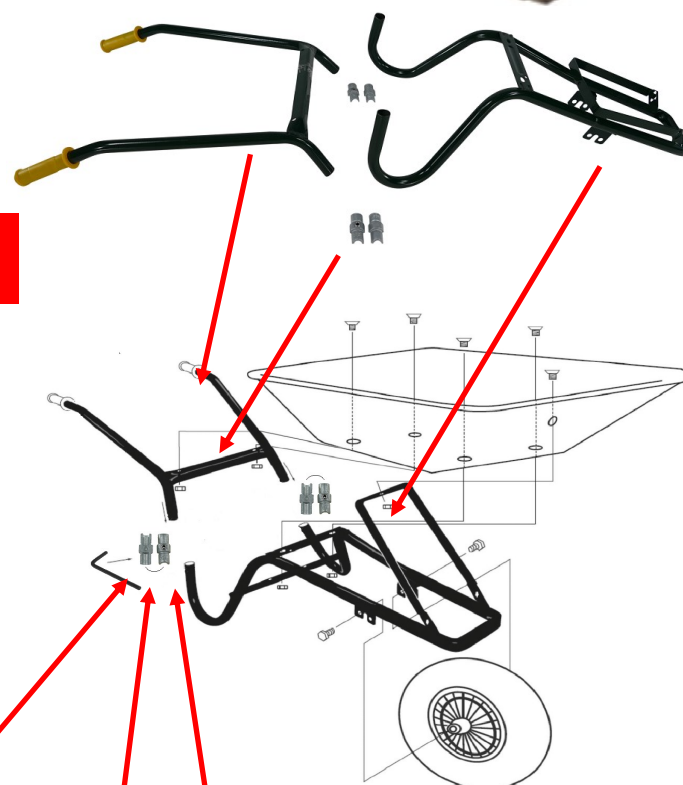
- Can be delivered with 400 x 100mm wheel with pneumatic tire or Flex Lite puncture proof wheel. Both are PAH-free and REACH certified with high quality grease-lubricated bearing
- Frame: Standard, partially welded Ø30x1,5 mm, Powder coated, green
- **Robust coupling piece, made of galvanized steel**
- Supplied with **assembly hardware**, except Allen key and open-end wrench
- Tray: 90 Litre, galvanized 0,8 mm steel **with FORT logo**
- Dimensions: assembled LxWxH (mm): 1420 x 590 x 610
- Load capacity: max. 150 kg
- Supplied in a **sturdy box**, suitable for web shop sales
- Necessary for mounting: Allen key 6 en open-end wrenches 13mm (tray) and 15mm (flange bolts for wheel). Not included.
- Produced in The Netherlands



## Logistics:

- Packaging: disassembled in a box
- Box size: 90 x 60 x 31 cm
- Pallet: 90 x 120 x 232 cm, **14 boxes per pallet**
- Full load: 30 pallets, 420 boxes

Model	BOXER 90 v2.0 2PLy	BOXER 90 v2.0 Flex Lite
Article number	37990	37991
EAN code	8711755379908	8711755379915
Grip	Ergonomic, yellow	Ergonomic, yellow
Weight wheelbarrow (kg)	13.9	14.1
Weight incl. box (kg)	15.8	16
Wheel	Plastic 2PLy Yellow	Flex Lite yellow Puncture proof



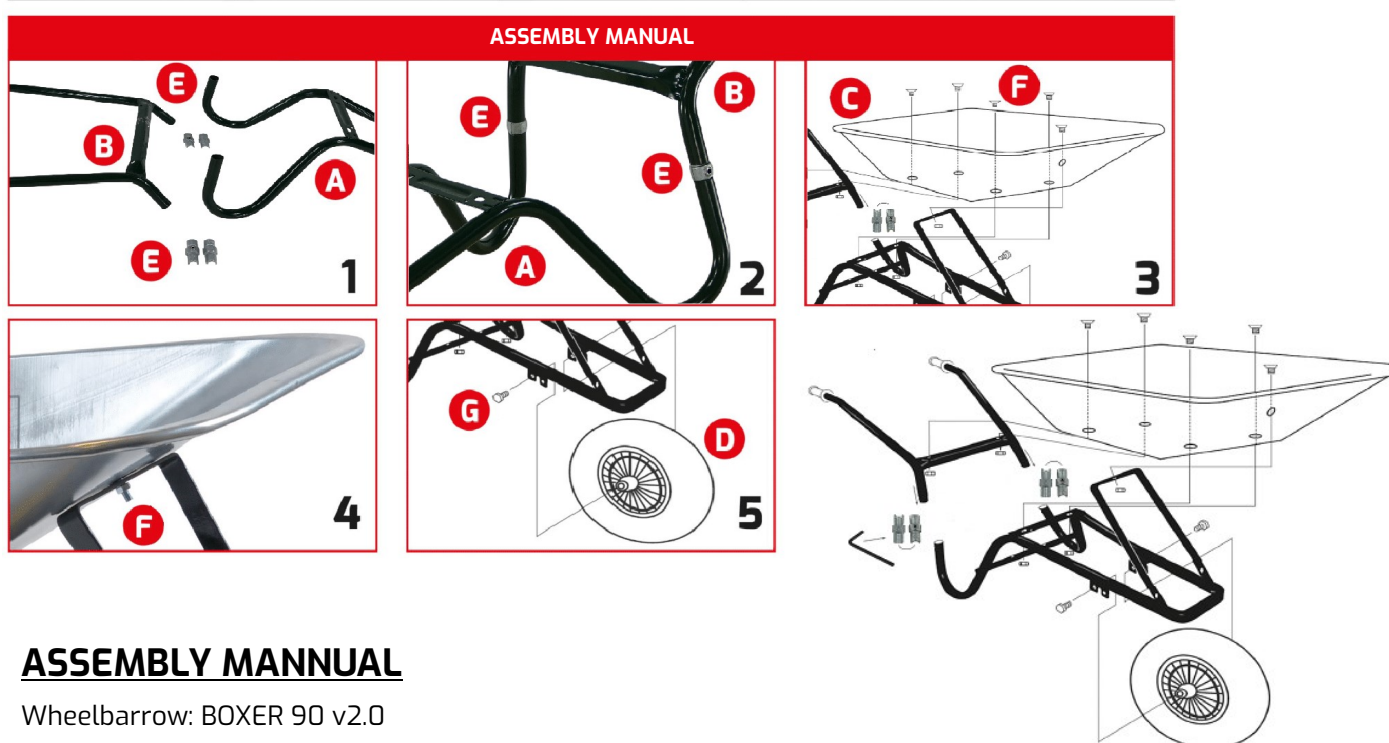

**EASY TO INSTALL FRAME PARTS. BY FORCING THE FRAME APART BEFORE SLIDING IT OVER THE COUPLING PART A STRONG CONNECTION IS CREATED, COMPARABLE IN STRENGTH TO OTHER FORT WHEELBARROWS OF THIS TYPE.**



**VERY SOLID TWO PIECE CONNECTOR OF GALVANIZED STEEL. MOUNTING WITH ALLEN KEY 6.**

Scan the QR code and view these and other wheelbarrows on the website of Altrad Fort.





## ASSEMBLY MANNUAL

Wheelbarrow: BOXER 90 v2.0

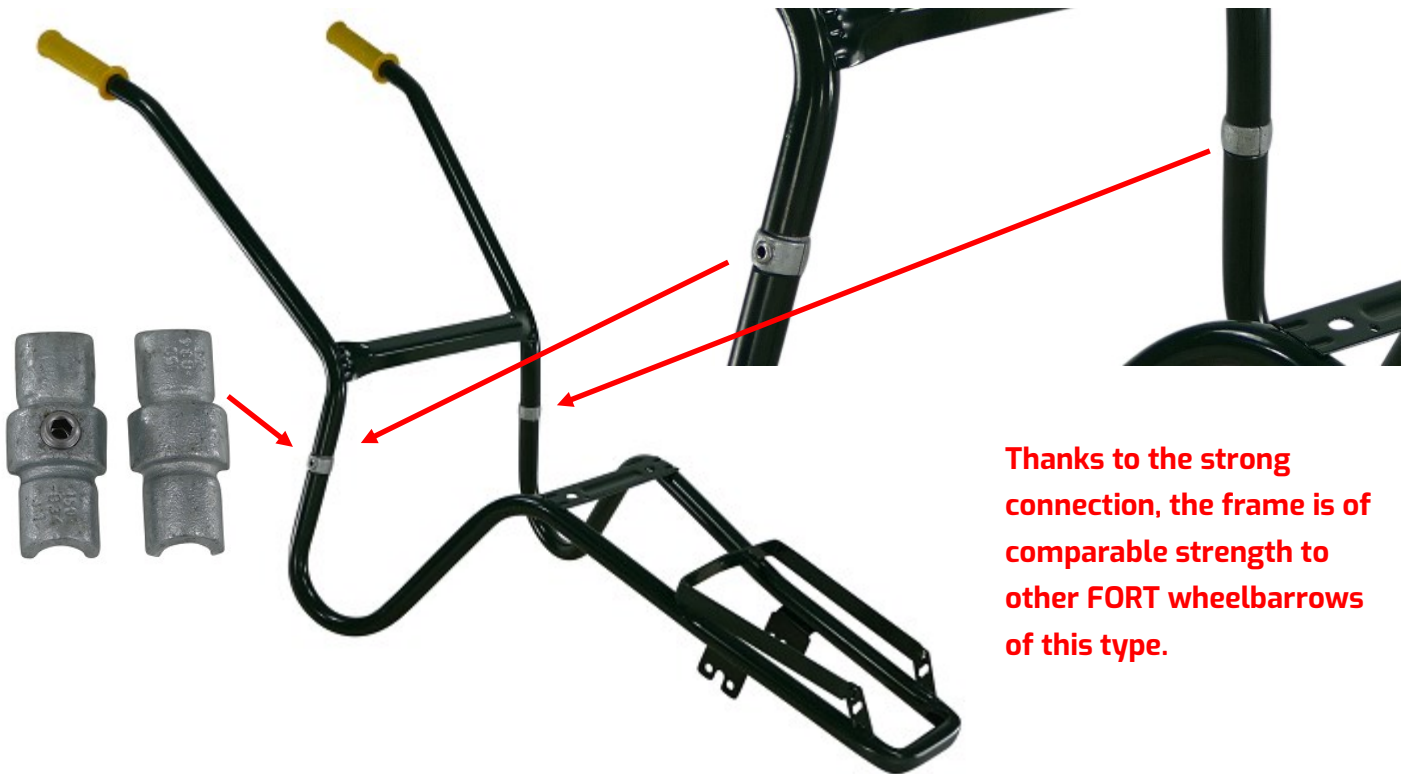
### Assembly in 5 steps:

- 1: Place the two parts of the coupling piece (E) on top of each other and place it in the openings in frame part B.
- 2: The frame parts (A + B) do not fit together completely due to the coupling piece. This is intentional, to make the strongest possible connection. Pull the frame part A slightly apart with light force to slide the openings over the other side of the coupling piece (E). Use Allen key 6 (not supplied) to **hand tighten** the coupling.
- 3: Raise the tray support at the front of the frame and place the wheelbarrow tray on the frame and tray support. Install the tray with the five bolts and nuts (F) supplied. **Hand tighten** them as well.
- 4: Tighten the coupling pieces (E) firmly with the Allen key. (see step 2) then tighten the nuts securely with a 13mm wrench (not supplied).
- 5: Place the wheel in the frame and mount it with the supplied flange bolts (G). Tighten it firmly using a wrench 15mm.





FORT  
WHEELBARROWS  
CONCRETE MIXERS  
CONSTRUCTION  
EQUIPMENT



Thanks to the strong connection, the frame is of comparable strength to other FORT wheelbarrows of this type.

